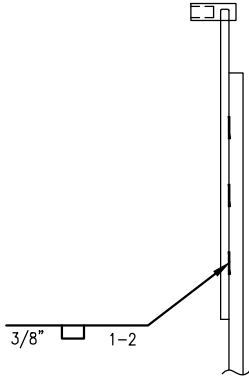
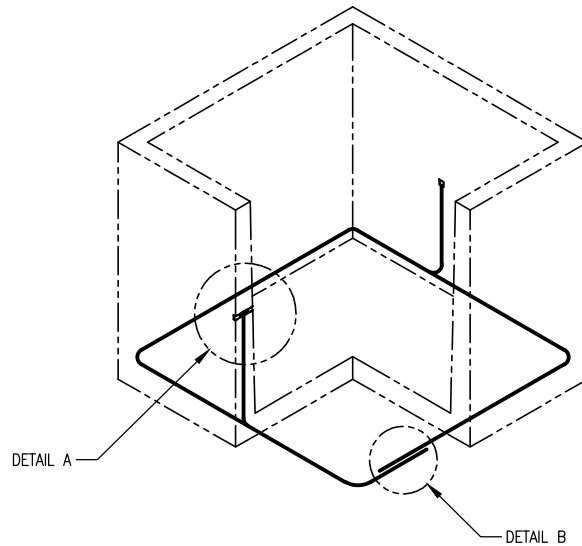
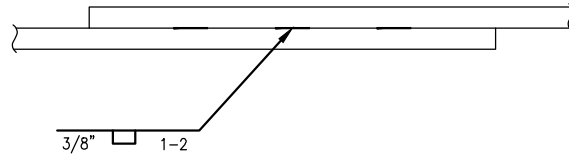


# PGE - TYPICAL REBAR GROUND DESIGN



**DETAIL A**



**DETAIL B - SPLICE**

## **NOTE:**

1. REBAR GROUNDING DESIGN INCORPORATED INTO ALL VAULTS AS SHOWN (AS NEEDED).
2. REBAR GROUNDING UNIT TO UTILIZE DRILLED AND TAPPED BRASS STOCK.
3. GROUNDING UNIT WELDED TO A REBAR ROD NO LESS THAN 20 FEET LONG CONTINUOUS.
4. REBAR ROD MAY BE ASSEMBLED WITH SPLICES IN ANY LOCATION AS SHOWN IN DETAIL B.

PGE L26100 1-5-12