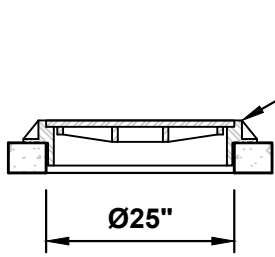


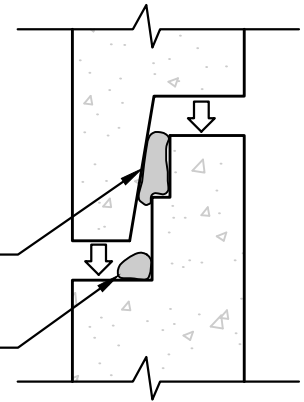
Ø60" MANHOLE - WITH FLAT TOP



CAST IRON FRAMES AND COVERS ARE AVAILABLE IN SUBURBAN 3" HEIGHT AND STANDARD 7" HEIGHT (SUBURBAN 3" HEIGHT SHOWN)

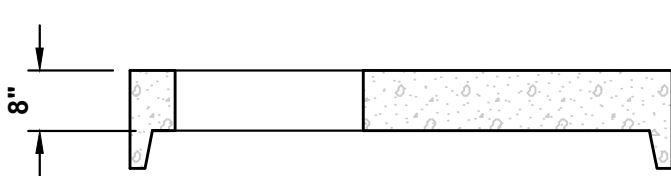
OPTIONAL GASKET

MASTIC

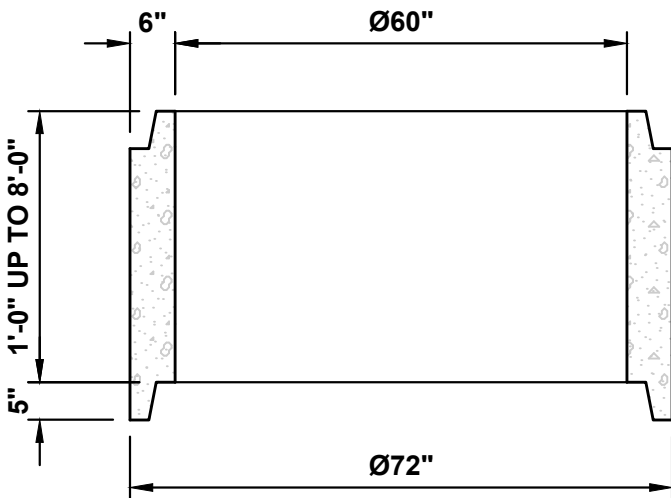


JOINT DETAIL

STANDARD JOINT SEALANT IS MASTIC. RUBBER GASKET IS OPTIONAL.

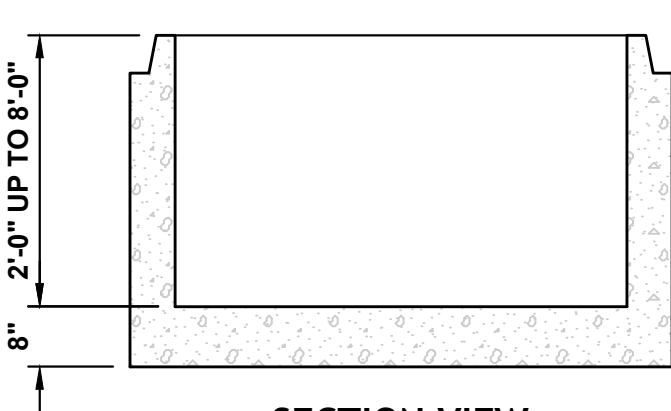


60"x25" FLAT TOP
WEIGHT 2,615LBS



Ø60" MANHOLE SECTION

- 1'-0" (3,125LBS)
- 2'-0" (2,645LBS)
- 3'-0" (3,965LBS)
- 4'-0" (5,290LBS)
- 5'-0" (6,610LBS)
- 6'-0" (7,930LBS)
- 7'-0" (9,255LBS)



Ø60" MANHOLE BASE

- 2'-0" (5,130LBS)
- 3'-0" (6,455LBS)
- 4'-0" (7,775LBS)
- 5'-0" (9,095LBS)
- 6'-0" (10,420LBS)
- 7'-0" (11,740LBS)
- 8'-0" (13,060LBS)

SECTION VIEW

NOTES:

1. MANHOLE ASSEMBLY CONFORMS TO ASTM-C478.
2. ALL MANHOLE JOINTS SEALED WITH MASTIC OR RUBBER GASKET.
3. WEIGHTS LISTED ARE APPROXIMATE.
4. GRADE RINGS AVAILABLE AS NEEDED.