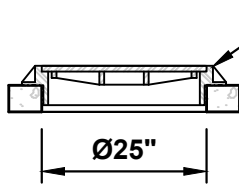
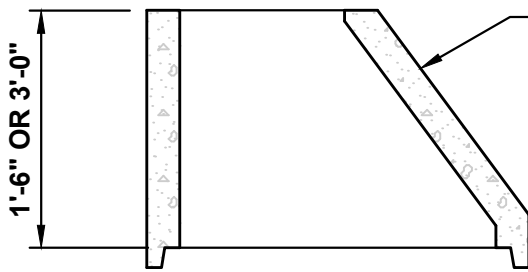


Ø72" MANHOLE - WITH ECCENTRIC CONE

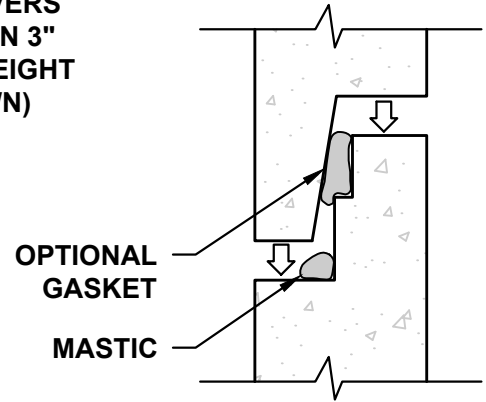


CAST IRON FRAMES AND COVERS ARE AVAILABLE IN SUBURBAN 3" HEIGHT AND STANDARD 7" HEIGHT (SUBURBAN 3" HEIGHT SHOWN)




3'-0" ECCENTRIC CONE
WEIGHT 2,565LBS

1'-6" ECCENTRIC CONE
WEIGHT 1,300LBS

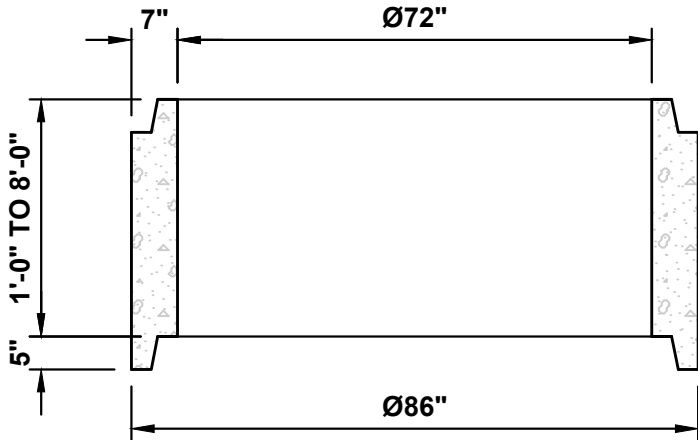


JOINT DETAIL


STANDARD JOINT SEALANT IS MASTIC.
RUBBER GASKET IS OPTIONAL.



72" x 48"
REDUCING SLAB
WEIGHT (3,260LBS)



Ø72" MANHOLE SECTION
1'-0" (1,850LBS)
2'-0" (3,695LBS)
3'-0" (5,540LBS)
4'-0" (7,385LBS)
5'-0" (9,230LBS)
6'-0" (11,075LBS)
7'-0" (12,925LBS)
8'-0" (14,770LBS)



Ø72" MANHOLE BASE
2'-0" (7,405LBS)
3'-0" (9,250LBS)
4'-0" (11,100LBS)
5'-0" (12,945LBS)
6'-0" (14,790LBS)
7'-0" (16,635LBS)
8'-0" (18,480LBS)

SECTION VIEW

NOTES:

1. MANHOLE ASSEMBLY CONFORMS TO ASTM-C478.
2. ALL MANHOLE JOINTS SEALED WITH MASTIC OR RUBBER GASKET.
3. WEIGHTS LISTED ARE APPROXIMATE.
4. GRADE RINGS AVAILABLE AS NEEDED.